


# PLIP


5



FLAP IS WORRIED. DOCTOR PLIP MUST OPERATE ON HIM, BUT HE LOST HIS INSTRUMENTS. QUICK, WE MUST QUICKLY FIND THEM.




**SPOT THE INTRUDERS**



**THERE ARE 6 INTRUDERS WHO ARE  
HIDDEN, CAN YOU FIND THEM?**

## PAPER CUTTING



FLAP WANTS TO CHANGE HER LOOK. HELP HER FIND HER NEW HAIRSTYLE. CUT THE HAIRSTYLES AND PLACE THEM ON FLAP'S HEAD. YOU CAN ALSO INVENT NEW STYLES YOURSELF.

# YOGA FOR KIDS

I AM A HORSE, I'M GALLOPING



TO REST, I BECOME A CANDLESTICK



I'M AN ELEPHANT, RAISE MY ARMS, THEN LEAN FORWARD AND I STRAIGHTEN MY TRUNK



I'M A FLAMINGO, RIGHT LEG BACK, LEFT ARM FORWARD AND THEN THE OPPOSITE



I AM A SCALLOP, LEGS APART




I LIFT UP AND LEAN FORWARD TO CLOSE MYSELF



I AM A BUTTERFLY, MY FEET TOUCH EACH OTHER...



AND I SPREAD MY KNEES AND ARMS



I AM A SCALE, KNEES BENT ON MY STOMACH, I ROCK LEFT AND RIGHT



MY TEDDY BEAR JOINS ME ON MY STOMACH AND IT RESTS WITH ME




# THE FUNNY GUY

COMPLETE THE DRAWING IN COLORS



## DO-IT-YOURSELF IDEA

### FLAP THE BAT




**YOU WILL NEED: PAINT, GLUE, A TOILET PAPER TUBE, FISHING LINE**

**1. CUT THE PRINTED PIECES**

**2. PAINT THE PARTS AND THE TOILET PAPER TUBE**

**3. GLUE THE ELEMENTS ON THE TUBE**

**4. FIX A WIRE BEHIND THE WINGS TO HANG FLAP IN THE AIR**







# THE UPSIDE-DOWN WORLD

## A STORY OF PLIP AND FLAP


IF THERE IS ONE THING THAT FLAP LOVES, IT IS HANGING FROM THE TREES. WHEN SHE LAY LIKE THAT, SHE CAN SPEND HOURS WATCHING THE WORLD UPSIDE DOWN.



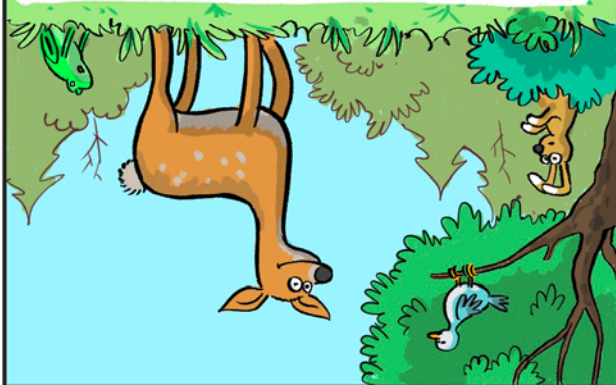
SHE LOOKS AT THE TREES, IT LOOKS LIKE THEY ARE GROWING FROM THE SKY.



SHE LOOKS AT THE SKY AND THE CLOUDS, IT LOOKS LIKE THEY ARE ON THE GROUND.



SHE LOOKS AT THE ANIMALS IN THE FOREST, THEY ARE FUNNY UPSIDE DOWN.



BUT STRANGELY, THERE IS ONE THING LEFT IN THE PLACE.



SO WHAT ARE YOU DOING PLIP?

UH .. I WAS TRYING TO DO LIKE YOU.



BUT I THINK THAT'S TOO HEAVY



## RECIPE

### TASTE THE MONSTERS




#### YOU WILL NEED:

- 2 APPLES
- STRAWBERRIES
- 1 LEMON
- PINE NUTS
- RAISINS

#### WASH THE FRUITS

CUT THE APPLES INTO 4 PIECES, REMOVE THE CORE AND RUB THEM WITH THE LEMON

CUT STRAWBERRIES INTO THIN SLICES



MAKE A CUT IN THE APPLE PIECES TO MAKE THE MOUTH, HOLES FOR THE TEETH AND FOR THE EYES, RUB THE LEMON ON

PLANT THE TEETH, PUT THE EYES AND PUT A SLICE OF STRAWBERRY FOR THE TONGUE

AND THERE YOU GO!




MIAM, I LOVE THE MONSTERS!





COLORING



## **DRAWING CONTEST**

**SEND US YOUR DRAWINGS BY EMAIL TO [PLIPETFLAP@GMAIL.COM](mailto:PLIPETFLAP@GMAIL.COM)  
THE BEST DRAWINGS WILL BE PUBLISHED IN THE NEXT ISSUE  
AND ON OUR FACEBOOK PAGE**



**PLIP MAGAZINE NUMBER 5, APR 22, 2020**

**PARTICIPATED IN THIS ISSUE: JEAN-LOUIS,  
MAGALI, PRISCA, HÉLÈNE, NICOLAS, LÉA, BELLE**

**PLIP 5**