

RLIP 2



THE NIGHT HAS FALLEN ON THE FOREST, BUT TEN ANIMALS DO NOT SLEEP. CAN YOU FIND THEM?

OCTOPUS GAME


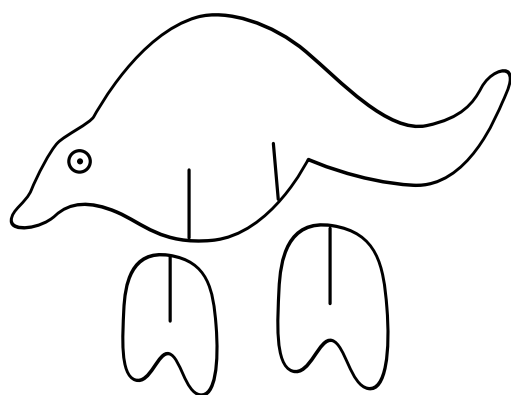



OTTO THE OCTOPUS TANGLED HIS TENTACLES

FIND THE ONE THAT LEADS TO THE SEASHELL,
AND THE ONE THAT LEADS TO THE STARFISH

THERE IS ONE FISH WHICH IS A BIT SPECIAL, FIND HIM.

CUT AND ASSEMBLE YOUR PANGOLIN



YOGA FOR KIDS


I AM A JUMPING FROG



I REST WITH MY LEGS CROSSED



I AM A CAMEL,
I LIFT ONE LEG AND
THEN THE OTHER



I MAKE AN ARC




I AM A TURTLE



I AM A PLANE FLYING ON ONE
LEG THEN ON THE OTHER




AND I FIND MY TEDDY FOR REST,
I PUT IT ON MY STOMACH, IT GOES UP
AND DOWN WITH MY BREATH



BE CAREFUL NOT TO HURT
YOURSELF, NOT EVERYONE
IS AS FLEXIBLE AS I AM!

APRIL FOOLS



HERE IS A SUPER
APRIL FOOLS' FISH
TO COLOR AND CUT.
THERE ARE SOME
PEOPLE GOING
TO BE TRICKED.



DO-IT-YOURSELF IDEA

THE IMPASTO PAINTING



WE NEED:

- A MICROWAVE
- 3 TABLESPOONS FLOUR
- 3 TABLESPOONS FINE SALT
- 1 TABLESPOON BAKING POWDER
- 5-6 TABLESPOONS WATER
- PAINT OR FOOD COLORING

1. PREPARE THE MIXTURE. POUR THE WATER IN THE MIXTURE SO THAT THE CONSISTENCY IS SIMILAR TO YOGURT. FOR DIFFERENT COLORS, DIVIDE THE MIXTURE INTO SEVERAL CANS THEN ADD THE PAINT COLORS YOU LIKE.



2. PAINT ON YOUR PAPER. THE THICKER THE LAYER OF PAINT, THE MORE IT WILL BECOME BULKY.




3. PUT YOUR PAPER SHEET IN THE MICROWAVE FOR ABOUT 30 SECONDS, UNTIL THE PAINT IS DRY AND THICK. BE CAREFUL NOT TO BURN YOURSELF, THE SHEET GETS A LITTLE HOT!

4. WAIT FOR IT TO COOL AND ADMIRE YOUR IMPASTO PAINTING!



COLORING



RECIPE

PREPARE THE CHEESE JENGA APPETIZER



IT REQUIRES:

120 GRAM FLOUR

60 GRAM GRATED GRUYÈRE

50 GRAM SOFT BUTTER

130 GRAM FRESH CHEESE

1 EGG YOLK

SALT



MIX FLOUR, GRUYÈRE
CHEESE, BUTTER, FRESH
CHEESE AND A LITTLE SALT



FORM A BALL AND PUT
IT IN THE FRIDGE FOR
HALF AN HOUR



PUT THE FLOUR ON THE
TABLE AND SPREAD THE
DOUGH WITH A ROLLER



CUT THE DOUGH INTO
RECTANGLE PIECES...



...PLACE THEM ON A
BAKING SHEET AND BRUSH
THE EGG YOLK ON THEM



PUT THE DOUGH IN THE
OVEN AT 180 DEGREES
FOR 18 MINUTES...

AND IT'S READY!



PLIP


GOOD FRIENDS

A STORY OF PLIP AND FLAP

PLIP AND FLAP ARE GOOD FRIENDS.
HOWEVER, THEY ARE VERY DIFFERENT




PLIP LIKES TO
EAT ANTS, FLAP
IS DISGUSTED



FLAP LIKES MOONLIGHT
RIDES, BUT PLIP DOESN'T



PLIP LOVES TO CURL
HIMSELF INTO A BALL. FLAP
IS NOT FLEXIBLE ENOUGH



FLAP LOVES TO FLY OVER THE POND.
PLIP MUST FOLLOW HIM WITH HIS
ARMBANDS. IT'S SCARY.



SOMETIMES PLIP AND FLAP WONDER
WHAT REALLY BRINGS THEM TOGETHER



BUT THEY ALWAYS FIND
SOMETHING TOGETHER



DRAWING CONTEST

**SEND US YOUR DRAWINGS BY EMAIL TO PLIPETFLAP@GMAIL.COM
THE BEST DRAWINGS WILL BE PUBLISHED IN THE NEXT ISSUE
AND ON OUR FACEBOOK PAGE**



PLIP MAGAZINE NUMBER 2, APR 1, 2020

**PARTICIPATED IN THIS ISSUE: JEAN-LOUIS,
MAGALI, HÉLÈNE, NICOLAS, LÉA, BELLE**

